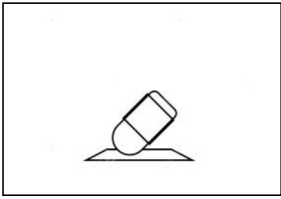


## Pracovní list pre triedu 3.A a 3.B ANJ

### 1. Write. (Doplň vety podľa obrázku).




What is \_\_\_\_?

It is a \_\_\_\_\_.



\_\_\_\_\_ is it?

It is a \_\_\_\_\_.




Is it a school?

Yes, it \_\_\_\_.


### 2. Fill. Use the words in the box. (Doplň vety slovami z rámčeka).

It is          No          Yes          Is it          not          it is          is it




\_\_\_\_\_ a rabbit?

\_\_\_\_\_, it is.



What \_\_\_\_\_?

\_\_\_\_\_ a pen.



Is it white? \_\_\_\_, it is \_\_\_\_.


Is it black? Yes, \_\_\_\_\_ black.

3. Read, match and colour. (Prečítaj, spojsprávne a vyfarbi podľa textu.)


It is a crayon.  
Is it red?  
Yes, it is.

It is a bag  
Is it yellow?  
No, it isn't. It is  
blue

It isn't a crayon.  
It isn't a bag.  
It is **brown**.



4. Match questions and answers. (Spoj správne otázky a odpovede podľa obrázku.)



- 1) What is it?
- 2) Is it a ball?
- 3) Is it a teddy?

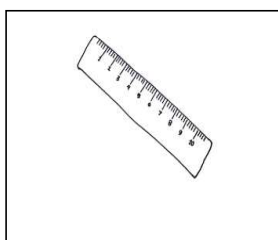
- a) No, it is not.
- b) Yes, it is.
- c) It is a teddy.




- 1) What is it?
- 2) Is it a doll?
- 3) Is it a car?

- a) Yes, it is.
- b) No, it isn't.
- c) It is a doll.

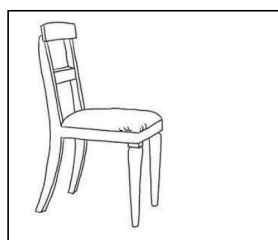
5. Fill letters. (Doplň písmená.)



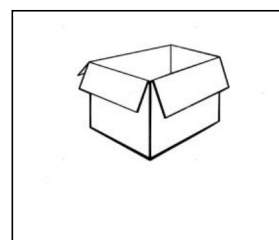
\_\_\_ l e \_\_\_



b \_\_\_ o \_\_\_



\_\_\_ h \_\_\_ i \_\_\_



b \_\_\_

**6. Usporiadaj vetu, aby bola napísaná správne a dávala zmysel:**

name is My Peter. ....

your name. is What? .....

ball?Is it a .....

a It white is doll. ....

**7. Doplň správne slová. Vyber si z možností v rámičku.**

**Is name it (2x) No is purple Peter What**

Is ..... a train? Yes, ..... is.

.... it a game? ....., it is a book .

..... is your name? My ..... is .....

Is it ..... ? Yes, it ....purple.

**8. Doplň písmená, aby slová dávali zmysel:**

Is it a b \_ g car? No. It is a s m \_ l l car.

Is it a g r \_ \_ n d \_ l l? No. It is a pink d \_ l l.

Is it a wh \_ tebo \_ t? No. It is a red bo \_ t.

Doplň správne slová do viet a z písmeniiek v zátvorke poskladaj slová, aby vety dávali zmysel a boli gramaticky správne.

**9.**

**What is it? It .....a book.**

**..... it a big book? No, it is not a big book. It is a ..... book.**

**10.**

**What ..... it? .....it a car? No, it is ..... a car. It ..... a racing car**

**..... it red? No, it is not red. .... (hwtie).**

11.

Look! ..... is it? Is it a doll?

No, it is not a doll. It ..... a ..... (bbirat).

Is it a black ..... (bbirat)? No, ..... not. It is ..... (nworb).

12.

..... a computer ..... (amge)? ....., it is .....

a computer ..... (amge). It is a book.

Is it a pupil's book? No, it..... not a pupil's book. It is a workbook.

13.

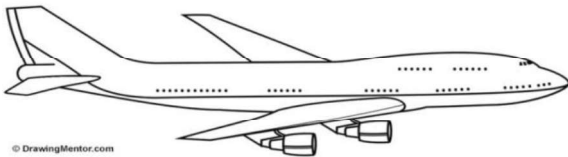
Vo vetách napíšte čo najviac vlastností predmetu na obrázku, farbu zvoľte ľubovoľnú a podľa nej potom aj vyfarbite obrázok. Napr. :It is a red bike. It is small and slow.

big yellow fastsmall slow red blue green white




I'm a snail.

It is a \_\_\_\_\_. It is \_\_\_\_\_ and \_\_\_\_\_ .





It is a \_\_\_\_\_. It is \_\_\_\_\_ and \_\_\_\_\_ .



It is a \_\_\_\_\_. It is \_\_\_\_\_ and \_\_\_\_\_.

14. Pomenuj čo je na obrázkoch/ What is it?



.....

.....

.....




.....

.....

.....

15. Opýtaj sa a odpovedaj celou vetou. / Ask and answer.

Čo je to ? / What is it?

1. \_\_\_\_\_ a dog?  \_\_\_\_\_.

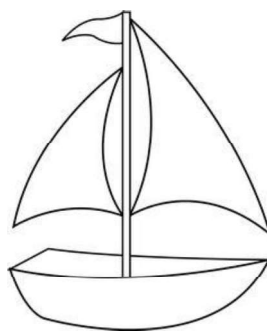
2. \_\_\_\_\_ a boy?  \_\_\_\_\_.

3. \_\_\_\_\_ a plane?  \_\_\_\_\_.

16. Prečítaj a vyfarbi správne obrázky. / Read and colour.

A. *It is a boat. It is green and yellow.  
It is big.*

B. *It is a ballon. It is orange.  
It is small.*



17. Vyhláskuj slová. / Spell these words

ballon

kitten

train

computer

.....

18. Pomenuj slová. / Name these words.

[di:] [ou] [el] [el]

\_\_\_\_\_

[dabl ju:] [ai] [en] [di:] [ou] [dabl ju:]

\_\_\_\_\_

[si:] [ou] [em] [pi:] [ju:] [ti:] [i:] [a:]

\_\_\_\_\_

19. Doplň vetu. / Fill.

My name is \_\_\_\_\_.

20. Vyhláskuj svoje meno. / Spell your first name.

\_\_\_\_\_